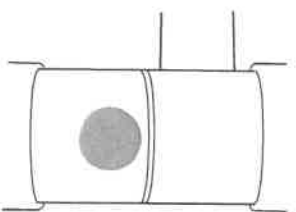
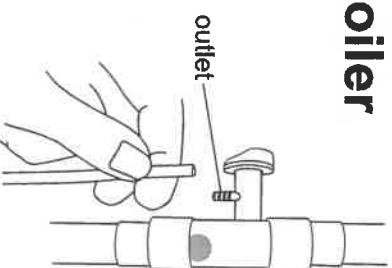


Contacting us	1
Reporting a repair	3
Tenant responsibility	4
Repair categories	9
Our service	11
Our standards	13
Baths, basins, sinks	15
Toilets	17
Kitchen fittings	18
Drains, wastes	19
Pipes, taps	21
Electrics	23
Heating	25
Doors, locks	27
Windows	28
Floors, stairs	29
Walls, ceilings	31
Roofs	33
Gutters	35
Garages	37
Gardens	39
Your repairs list	40
<b>Handy hints</b>	

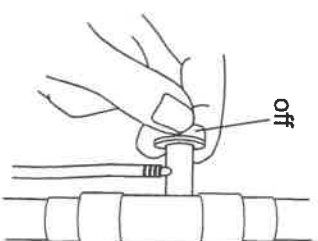
## Handy hints: frozen condensation pipe to combination boiler



The **red ball** is visible. This signals that the boiler condensate pipe is blocked with frozen water.



Connect the supplied hose to the bypass tap. Opening the tap allows the condensate to drain through the hose to a suitable container (eg bucket, bowl etc). This needs to be emptied on a regular basis. Periodically empty the container into a sink, bath or toilet.



The **red ball** is no longer visible. The frozen water blocking the condensate pipe has melted and the boiler condensate is now draining directly through the condensate pipe. Close the bypass tap, remove the hose and container.


**01246 242424**  
 Report a repair on-line  
[www.bolsover.gov.uk](http://www.bolsover.gov.uk)